

# UNIQUELY DESIGNED FOR YOUR HOME

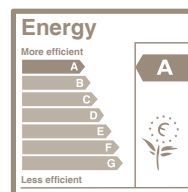
## Aritco HomeLift

We know every home is unique, and your home is a special place for you. You have picked every colour, every piece of furniture and every bit of decoration to create a home that is designed for your family, for your life and for your comfort.

Aritco HomeLift is designed to be that extra feature of your home. It is decorative and is a spectacular design feature, which makes your home unique. It provides you with that extra feeling of luxury, and it ignites the full potential of your home.

For more information visit:  
[www.aritco.co.th](http://www.aritco.co.th)

**CONTACT US:**  
088-333-2020  
088-333-5050  
088-333-9090



### ARITCO (THAILAND) CO., LTD.

467/2, Rama 3 Rd., Bang Khlo,  
Bang Kho Laem, Bangkok Thailand 10120  
Tel: 02 - 408 - 0200  
Fax: 02 - 638 - 8877  
Email: [Sales@aritco.co.th](mailto:Sales@aritco.co.th)  
Website: [www.aritco.co.th](http://www.aritco.co.th)  
Facebook.com/AritcoThailand



# ARITCO HOMELIFT

## DESIGNLIGHT

### CARRIER AND CONTROL PANEL

The carrier consists of the L-shaped platform and a DesignWall that moves up and down when you travel in the lift. The lift is controlled from the control panel in the middle of the DesignWall. By turning and pushing the unique SmartControl on the control panel, you choose the floor and start the journey.

### LIFT FLOOR



### LIFT COLOUR

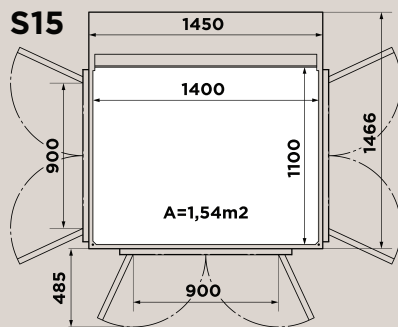


### LIFT GLASS

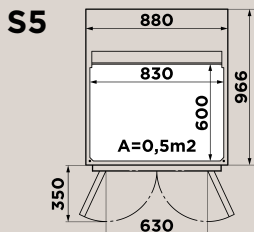


### DOORS

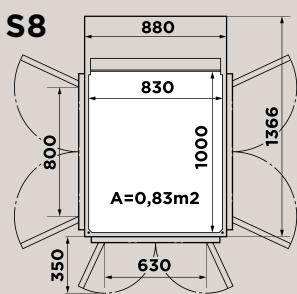
Doors are installed in the lift walls on each floor. The doors are double doors, i.e. two leaves with a central opening. The door leaves are made of glass with painted profiles.



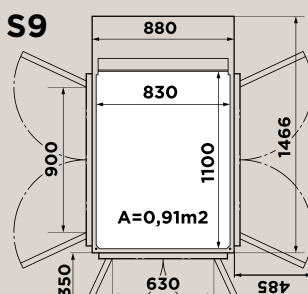
**Size:** 1100x1400 mm  
**Rated load:** 400 kg / 5 pers.



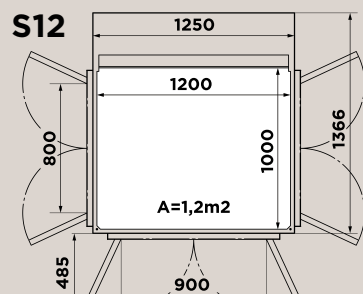
**Size:** 600x830 mm  
**Rated load:** 250 kg / 2 pers.



**Size:** 1000x830 mm  
**Rated load:** 250 kg / 3 pers.








**Size:** 1100x830 mm  
**Rated load:** 250 kg / 3 pers.



**Size:** 1000x1200 mm  
**Rated load:** 400 kg / 5 pers.

## Product summary

<p><b>TOP HEIGHT</b></p> <p><b>Minimum 2225 to 4000 mm</b></p>	<p><b>TYPE OF LIFT</b></p> <p>Home lift intended for installation in private homes. Only to be used in buildings without public access.</p>	<p><b>INDOOR</b></p> <p>INSTALLATION ENVIRONMENT</p>	 <p><b>DRIVE SYSTEM</b></p> <p>Screw and nut system</p>	<p><b>CONTROL FROM CARRIER CONTROL PANEL</b></p> <p>Hold to run - press and hold For installations outside Europe One touch operation (press one time)</p>	<p><b>NUMBER OF FLOORS</b></p>  <p>2 to 6 floors</p>
<p><b>INSTALLATION</b></p> <p>Recessed installation 37 mm below floor Installed directly on floor with 37 mm ramp</p>	 <p><b>RATED SPEED</b></p>	<p><b>TRAVEL HEIGHT</b></p> <p><b>250-15 000 millimeter</b></p>		 <p><b>WARRANTY</b></p> <p>Aritco HomeLift comes with a 24 months warranty. The screw and nut assembly has a 10 year warranty.</p>	 <p><b>TECHNICAL COMPLIANCE</b></p> <p>European Machine directive 2006/42/EC European standard EN 81-41</p>
<p><b>Power supply:</b></p> <p><b>230 V 1-phase :</b> Max 0,15 m/s <b>400 V 3-phase :</b> Max 0,30 m/s (outside Europe)</p>					